



## Experimental Study of Two-Phase Air-Water Mist Jet Impingement Cooling on Cylinder

---

Chunkyraj Khangembam and Dushyant Singh

EasyChair preprints are intended for rapid dissemination of research results and are integrated with the rest of EasyChair.

March 24, 2021

## EXPERIMENTAL STUDY OF TWO-PHASE AIR-WATER MIST JET IMPINGEMENT COOLING ON CYLINDER

**Chunkyraj Khangembam**

Department of Mechanical Engineering  
National Institute of Technology Manipur  
Email: chunky\_kh@yahoo.com

**Dr. Dushyant Singh**

Department of Mechanical Engineering  
National Institute of Technology Manipur  
Email: dushyant@nitmanipur.ac.in

### ABSTRACT

*Experimental investigation on heat transfer mechanism of air-water mist jet impingement cooling on heated cylinder are presented. The cylinder is heated to non-boiling temperature under constant heat flux condition. Multiple experimental tests are conducted to investigate the effect of Reynolds number and mist loading fraction on the heat transfer rate. In the experimental parametric study, the Reynolds number  $Re_d$  is defined on the outer diameter of the annular air jet,  $d$  and varied from 15000 to 30000. The mist loading fraction,  $f$  was varied from 0 to 1.0% and the nozzle-to-surface spacing was maintained at  $h/d=40$ . The experiment results indicate that increase in mist loading and Reynolds number increases the heat transfer rate. On further investigation, existence of secondary maxima Nusselt number was also noticed.*

**Keywords:** mist jet impingement, heat transfer, mist loading, heated cylinder.

### NOMENCLATURE

$d$	nozzle outer diameter, m
$D$	cylinder diameter, m
$f$	mist loading fraction
$h$	nozzle to target surface distance, m
$L$	length of cylinder, m
$Nu$	local Nusselt number
$Nu_z$	Axial Nusselt number
$Nu_\theta$	Circumferential Nusselt number
$Nu_{mix}$	Stagnation Nusselt number of the air-mist mixture
$Nu_{air}$	Stagnation Nusselt number of air only condition
$Re_d$	Reynolds number based on nozzle outer diameter

$\dot{m}_l$	mass flow rate of water, kg/s
$\dot{m}_a$	mass flow rate of air, kg/s
$\dot{m}_T$	total mass flow rate, kg/s
$q''$	heat flux, W/m <sup>2</sup>
$T$	temperature, K

### INTRODUCTION

Single phase jet impingement cooling has been widely implemented due to its efficient heat removal capability from heat generation sites. It has shown high heat transfer rate and has been extensively used in applications such as cooling of electronic components, metal cutting processes and food processing unit etc. Substantial work has been carried out in understanding the heat transfer rate for single-phase jet impingement cooling [1-5].

In recent trend, two-phase jet impingement cooling has been implemented, and superior heat transfer characteristic has been observed in such cooling with respect to single-phase jet impingement [6-8]. Mist is the entrainment of very fine liquid droplets in jet of air, and can also be considered as two-phase jet impingement process. Mist are formed due to shear atomization of liquid caused by high pressure annular air jet [9].

Mist jet impingement cooling on cylinder has yet to receive as much focus and significance as mist jet impingement cooling on flat plate. Experimental work has been carried out in boiling and non-boiling region. The area of mist jet impingement in non-boiling region can be further investigated, which gives the motivation of present study of air-water mist jet impingement cooling on cylinder.

Graham et al. [10] carried out experimental study on heat transfer characteristic for air-methanol and air-water mist jet impingement cooling on flat target surface. Experiments were conducted in the non-boiling region for jet  $Re$  in the range 6,000-10,000;  $m_l$  of methanol and water was varied from 3.7-4.1 ml/min and 2.4-6.9 ml/min respectively. Based on experimental study, they proposed an analytical model that predicts the liquid film thickness and rate of heat transfer. Kanamori et al. [11] studied experimentally the effect of air-water mist on heat transfer rate and flow characteristic on a flat target surface in the non-boiling region for  $Re = 12,500-50,000$ ;  $m_l$  of water = 1 - 3.33 ml/min;  $f=0.025-0.276$ ,  $h/d = 2-16$ . They reported heat transfer rate enhanced with increasing the mass loading of liquid-to-air, increasing  $Re$  and decreasing  $h/d$  spacing. Lyons et al. [12] carried out experimental study to investigate the relation between heat transfer and fluid flow of air-water mist jet impingement on flat heated plate for  $h/d = 7.5$  and  $15.5$ ,  $Re_{d(h/d)} = 4800, 7400$  and  $10300$ ;  $m_l$  of water = 0.0046-0.45 ml/min and  $f = 0.02\% - 3.8\%$ . They reported that atomization rate and amount of droplet entrainment affects the heat transfer rate, and that droplet diameter decreases with decrease in water flow rate and increase in air pressure. Also increase in heat transfer rate with increase in liquid loading fraction was observed. Quinn et al. [13] investigated the surface wetting and heat transfer phenomena at low, intermediate and high air-water mist loading condition on heated flat surface. Experiments were conducted in the non-boiling region for jet  $Re=4500$  with  $m_l$  of water = 0.035-0.281 ml/min,  $f=0.003-0.024$ ,  $h/d = 5$  and  $10$ . Three different regimes of mist loading fraction were reported, where at low mist loading fraction, the liquid droplets impinge on the surface producing small slugs on the surface. These slugs merge with each other in the intermediate loading conditions to form localized films. At high loading conditions these localized films merge to form a complete film of liquid.

Very limited literature is available on mist jet impingement cooling on cylinder. Buckingham et al. [8] investigated the heat transfer mechanism in spray cooling of air-water impingement on cylinder. Experiments were carried out in the boiling region for centre line droplet velocity of 15.3 m/s with  $m_l$  of water = 97-603 ml/min. Two distinct heat transfer regime were reported, in radiation dominated region the heat transfer is due to single phase flow. In convection dominated region, evaporation of droplets occurs near the boundary layer increasing the heat transfer rate. Lee et al. [14] also conducted experimental analysis to investigate air-water mist cooling and wetting phenomena on heated cylinder in the boiling region for droplet velocity ranging from 3.55-12.8 m/s with  $m_l$  of water = 5-22 l/min. They reported that surface wetting is a result of penetration of droplets into thermal boundary layer and striking the cylindrical surface. They also proposed analytical models which are in good agreement

with the experimental data. Issa et al. [15] conducted both experimental and numerical analysis for air-water mist jet cooling of heated cylinder in the nucleate boiling region for air jet  $Re_d$  in the range 1,000-3,000;  $m_l$  of water = 15.7 - 126.18 ml/min;  $f=1.6 - 15.5$ ,  $h/d = 100$  was maintained. A 2D transient heat transfer model was developed using ANSYS FLUENT for numerical analysis, with droplets modelled in Lagrangian frame and k- $\epsilon$  turbulence model was considered for continuous phase. They reported that the heat transfer coefficient is highest at the stagnation point, and gradually decreases over the cylinder. Based on simulation analysis, it was reported that a liquid film forms on the front portion of the cylinder under low droplet velocities and water flow rates.

To the best of our knowledge, heat transfer study on air-water mist jet impingement cooling on cylinder in non-boiling region is not available. Experimental analysis will be useful in understanding the heat transfer of mist jet impingement on cylinder. Hence, the objective of the present work is to conduct experimental study to investigate the effect of Reynolds number and mist loading fraction on the heat transfer mechanism on heated cylinder subjected to constant heat flux condition in non-boiling region. The variations in heat transfer coefficient along axial and circumferential direction have been reported.

## EXPERIMENTAL SET-UP

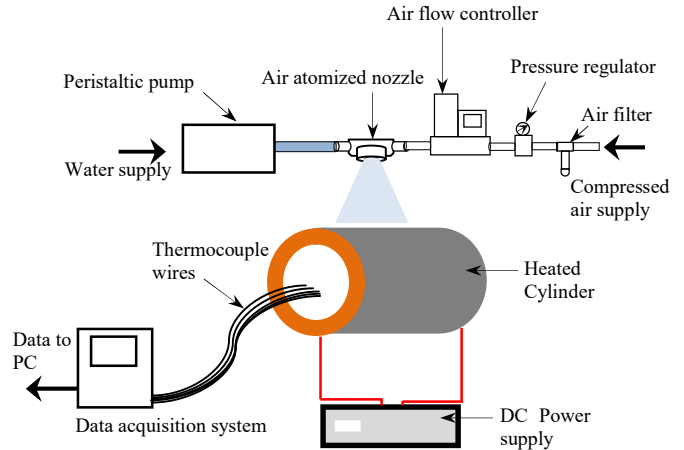


FIGURE 1. Experimental set up.

A schematic diagram of the present experimental set up is shown in Fig.1. Compressed air is supplied to the air atomizing nozzle through an air filter, pressure regulator and a flow control valve. Alicat-MCR-3000SLPM-D-PAR is used to control the air flow, which has an accuracy of  $\pm 1\%$  over a range of 0-3000 SLPM. Ravelhiteks RH-P100VS-100 peristaltic pump is used to supply water to the atomizing nozzle. The pump delivers water at 0.1-99.9ml/min with an accuracy of  $\pm 1\%$ . Spraytech DASA 050 nozzle is used to generate the air-water mist.

The diameter and length of the cylinder are 50.5mm and 255mm respectively, and made from a smooth phenolic tube. A thin 25 $\mu$ m SS-304 foil is wound over the tube to obtain a constant heat flux condition. The temperature variation is measured with T-type thermocouples, which are located at specific locations along axial and circumferential direction of the cylinder as shown in Table 1. These thermocouples are then connected to NI Data Acquisition system (DAS) and the temperature readings are recorded in the computer. DC power is supplied to the end terminals of the cylinder, which heat up the SS foil.

**TABLE 1: POSITION OF THERMOCOUPLES FROM STAGNATION POINT,  $T_0$**

Axial		Circumferential	
T <sub>1</sub>	5 mm	T <sub>11</sub>	30°
T <sub>2</sub>	5 mm	T <sub>12</sub>	45°
T <sub>3</sub>	10 mm	T <sub>13</sub>	60°
T <sub>4</sub>	15 mm	T <sub>14</sub>	90°
T <sub>5</sub>	20 mm	T <sub>15</sub>	120°
T <sub>6</sub>	30 mm	T <sub>16</sub>	135°
T <sub>7</sub>	40 mm	T <sub>17</sub>	180°
T <sub>8</sub>	50 mm		
T <sub>9</sub>	60 mm		
T <sub>10</sub>	100 mm		

## EXPERIMENTAL ANALYSIS

The mist loading fraction ( $f$ ) is defined as the ratio of mass flow of the liquid to that of the total mass flow of the system.

$$f = \frac{\dot{m}_l}{\dot{m}_T} \quad (1)$$

Where  $\dot{m}_l$  is the mass flow rate of water and  $\dot{m}_T$  is the total mass flow rate of the system, given by:

$$\dot{m}_T = \dot{m}_l + \dot{m}_a \quad (2)$$

The Reynolds number ( $Re_d$ ) is defined based on the total mass flow and outer diameter of annular air jet opening:

$$Re_d = \frac{4\dot{m}_T}{\pi d \mu_{eff}} \quad (3)$$

Where  $\mu_{eff}$  is effective viscosity of mist calculated with the help of Taylor expansion [16].

The local Nusselt number is calculated as:

$$Nu = \frac{q''_{convection} \cdot d}{(T_w - T_{ref.})k_{eff}} \quad (4)$$

Where  $d$  is the outer diameter of annular air jet opening,  $T_w$  is the local surface wall temperature;  $T_{ref.}$  is the temperature near the exit of the nozzle and  $k_{eff.}$  is the effective thermal conductivity of the air-mist system.

The convective heat flux is calculated as:

$$q''_{convection} = q''_{all} - q''_{radiation} \quad (5)$$

$$q''_{all} = \frac{VI}{A} \quad (6)$$

Where  $V$  is the voltage,  $I$  is the current and  $A$  is the surface area of the cylinder.

$$q''_{radiation} = \varepsilon\sigma(T_w^4 - T_\infty^4) \quad (7)$$

The parametric study of the present study is shown in Table 2.

**TABLE 2: PARAMETERS FOR PRESENT STUDY**

h/d	40
$f$	0, 0.25%, 0.50%, 0.75% & 1.0%
$Re_d$	15000, 20000, 25000 & 30000

## RESULT AND DISCUSSION

The Nusselt numbers along the cylinder were obtained by measuring the local temperature with thermocouples. The variation of heat transfer rate with respect to mist loading fraction and Reynolds number are presented.

### Effect of Reynolds Number

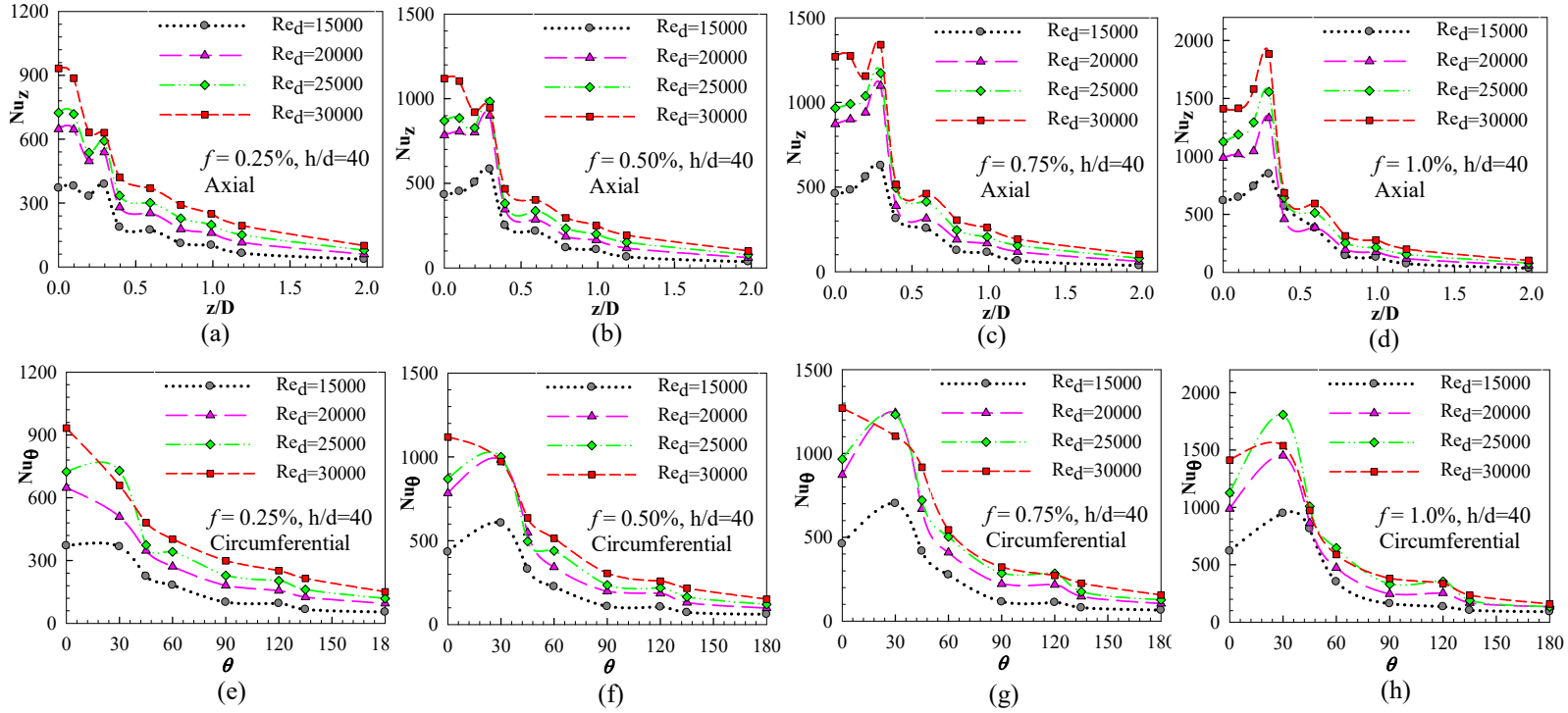
Fig. 2 illustrates the variation of local Nusselt number along the cylinder for  $15,000 \leq Re_d \leq 30,000$  at  $h/d=40$  and  $0 \leq f \leq 1.0\%$ . The heat transfer rate increases with the increase in Reynolds number.

The stagnation nusselt number is high for high Reynolds number. The local Nusselt number decreases along the axial and circumferential direction. A secondary maxima is observed at  $z/D=0.3$  along axial direction and  $30^\circ$  along circumferential direction.

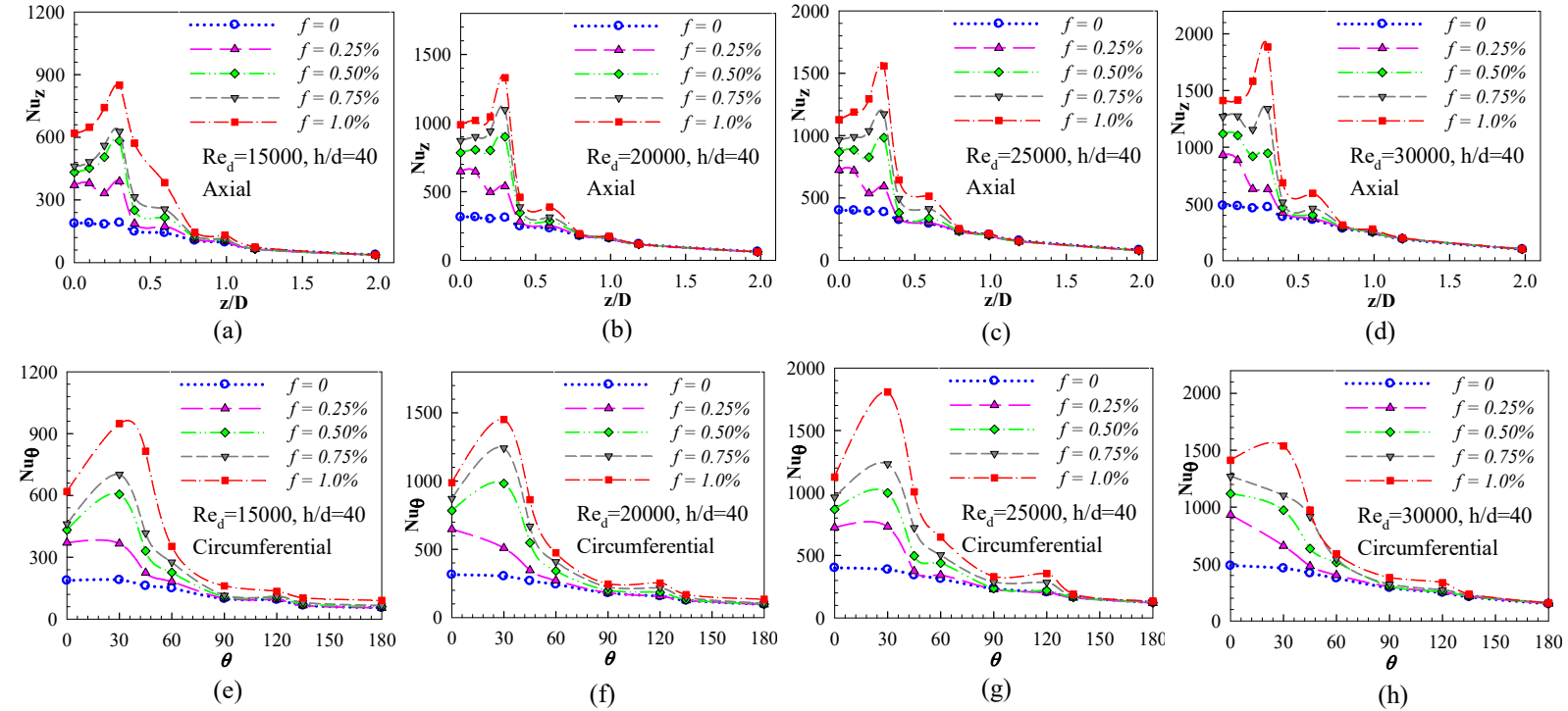
### Effect of mist loading

Fig. 3 illustrates the variation of local Nusselt number along the cylinder for  $0 \leq f \leq 1.0\%$  at  $h/d=40$  and  $15000 \leq Re_d \leq 30000$ . The heat transfer rate increases with the increase in mist loading fraction.

The local Nusselt number increases from stagnation point to the secondary maxima and decreases monotonically along axial and circumferential direction. The significance of secondary maxima is negligible for low mist loading,  $f=0$  and 0.25% with respect to higher mist loading.

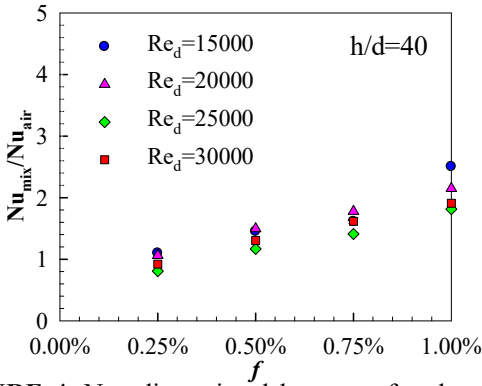


**FIGURE 2.** Effect of Reynolds number at  $h/d = 40$  and  $Re_d = 15000, 20000, 25000$  and  $30000$  for (a)  $f = 0.25\%$ , axial (b)  $f = 0.50\%$ , axial (c)  $f = 0.75\%$ , axial (d)  $f = 1.0\%$ , axial (e)  $f = 0.25\%$ , circumferential (f)  $f = 0.50\%$ , circumferential (g)  $f = 0.75\%$ , circumferential and (h)  $f = 1.0\%$ , circumferential.



**FIGURE 3.** Effect of mist loading fraction at  $h/d = 40$  and  $f = 0, 0.25\%, 0.50\%, 0.75\%$  and  $1.0\%$  for (a)  $Re_d = 15000$ , axial (b)  $Re_d = 20000$ , axial (c)  $Re_d = 25000$ , axial (d)  $Re_d = 30000$ , axial (e)  $Re_d = 15000$ , circumferential (f)  $Re_d = 20000$ , circumferential (g)  $Re_d = 25000$ , circumferential and (h)  $Re_d = 30000$ , circumferential.

The overall increment in the stagnation Nusselt number for the air-mist mixture to that of single air condition is shown in Fig. 4. It is clear from the Fig. 4, that heat transfer in air-mist jet impingement is superior to that of single phase airjet impingement cooling.



**FIGURE 4.** Non-dimensional heat transfer characteristic,  $\frac{Nu_{mix}}{Nu_{air}}$  at stagnation point for at  $f$  and  $Re_d$ .

## CONCLUSION

Experimental investigation on the heat transfer rate over heated cylinder has been carried out. And effect of Reynolds number and mist loading fraction has been reported.

The following conclusions can be drawn from the present studies.

1. With the increase in Reynolds number, the heat transfer rate increases in both axial and circumferential direction.
2. Increase in mist loading fraction also leads to increase in heat transfer rate.
3. Secondary maxima in Nusselt number is observed in axial and circumferential direction. However, the significance of the secondary maxima is negligible for low mist loading fraction.
4. A 1.0% mist loading increases the heat transfer rate by almost 200% with respect to single phase air impingement cooling.

## ACKNOWLEDGMENTS

Authors are thankful to the Department of Science and Technology (SERB), New Delhi of Project No. ECR/2016/001364, for their financial assistance to set up the facility to carry out this study in Department of Mechanical Engineering at NIT Manipur.

## REFERENCES

- [1] J. N. B. Livingood, and P. Hrycak, Impingement Heat Transfer from Turbulent air Jets to Flat Plates—A Literature Survey, *NASA Technical Memorandum*, NASA TM X-2778, Lewis Research Center, Cleveland, 1973.
- [2] H. Martin, Heat and Mass Transfer between Impinging Gas Jet and Solid Surfaces, *Adv. In Heat Transfer*, vol. 13, pp. 1–60, 1977.
- [3] P. Hrycak, Heat Transfer from Impinging Jets: A Literature Review, *AFWAL-TR-81-3054*, New Jersey Institute of Technology, New Jersey, 1981.
- [4] R. Viskanta, Heat Transfer to Impinging Isothermal Gas and Flame Jets, *Exp. Thermal and Fluid Sci.*, vol. 6, pp. 111–134, 1993.
- [5] Lytle D. and Webb B. W., Air Jet Impingement Heat Transfer at Low Nozzle Plate Spacings, *Int. J. Heat Mass Transfer*, vol.37, pp. 1687-1697, 1994.
- [6] J.W. Hodgson, R.T. Saterbak and J.E. Sunderland, An Experimental Investigation of Heat Transfer From a Spray Cooled Isothermal Cylinder, *J. Heat Transfer*, pp. 457–463, 1968.
- [7] M.E. Goldstein, Wen-Jei Yang and J.A. Clark, Momentum and Heat Transfer in Laminar Flow of Gas With Liquid-Droplet Suspension Over a Circular Cylinder, *J. Heat Transfer*, pp. 185–193, 1967.
- [8] F. P. Buckingham and A. Haji-Sheikh, Cooling of High-Temperature Cylindrical Surface Using a Water-Air Spray, *J. Heat Transfe*, vol. 117, pp. 1018-1027, 1995.
- [9] J.C. Lasheras, E. Villermaux and E.J. Hopfinger, Break-up and atomization of a round water jet by a high-speed annular air jet, *J. Fluid Mech.*, vol. 357, pp. 351–379, 1998.
- [10] K. M. Graham and S. Ramadhyani, Experimental and Theoretical Studies of Mist Jet Impingement Cooling, *J. Heat Transfer*, vol. 118, pp. 343-349, 1996.
- [11] Azusa Kanamori, Munehiko Hiwada, Junji Mimatsu, Hiraku Sugimoto and Kenyuu Oyakawa, Control of Impingement Heat Transfer Using Mist, *J. Thermal Sc. and Tech.*, Vol. 4, pp. 202–213, 2009.
- [12] Proceedings, 6<sup>th</sup> European Thermal Sc. Conference, Eurotherm, 2012. Oisín F P Lyons, Cian Quinn, T. Persoons and D.B. Murray, Heat transfer and flow in an atomizing mist jet: a combined hot film and shadowgraph imaging approach.
- [13] C. Quinn, D.B. Murray and T. Persoons, Heat transfer behaviour of a dilute impinging air-water mist jet at low wall temperatures, *I. J. Heat and Mass Transfer*, vol. 111, pp. 1234–1249, 2017.
- [14] Sookwan Lee, Jeeman Park, Piljong Lee and Moohwan Kim, Heat Transfer Characteristics during Mist Cooling on a Heated Cylinder, *Heat Transfer Engineering*, vol. 26, pp. 24–31, 2005.
- [15] Proceedings, ASME Summer Heat Transfer Conference, 2008. Roy J. Issa, Emily M. Hunt, Freddie J. Davis, Experimental Measurements and Numerical Modelling for the Air-Mist Cooling of a Heated Cylinder.
- [16] G. I. Taylor, The Viscosity of a Fluid Containing Small Drops of Another Fluid, *Proc. R Soc. A* 138, pp.41–48, 1932.